



Agilent 8890GC Firmware

Release Notes – Revision 3.0.0.181

Notices

Copyright

© Agilent Technologies, Inc. 2024

No part of this manual may be reproduced in any form or by any means (including electronic storage and retrieval or translation into a foreign language) without prior agreement and written consent from Agilent Technologies, Inc. as governed by United States and international copyright laws.

Agilent Technologies, Inc.

5301 Stevens Creek Blvd.
Santa Clara, CA 95051
USA

Firmware/Software Revision

This guide is valid for the 3.0.0.181 revision of [Agilent 8890GC Firmware](#)

Warranty

The material contained in this document is provided "as is," and is subject to being changed, without notice, in future editions. Further, to the maximum extent permitted by applicable law, Agilent disclaims all warranties, either express or implied, with regard to this manual and any information contained herein, including but not limited to the implied warranties of merchantability and fitness for a particular purpose. Agilent shall not be liable for errors or for incidental or consequential damages in connection with the furnishing, use, or performance of this document or of any information contained herein. Should Agilent and the user have a separate written agreement with warranty terms covering the material in this document that conflict with these terms, the warranty terms in the separate agreement shall control.

Technology Licenses

The hardware and/or software described in this document are furnished under a license and may be used or copied only in accordance with the terms of such license.

Safety Notices

CAUTION

A **CAUTION** notice denotes a hazard. It calls attention to an operating procedure, practice, or the like that, if not correctly performed or adhered to, could result in damage to the product or loss of important data. Do not proceed beyond a **CAUTION** notice until the indicated conditions are fully understood and met.

WARNING

A **WARNING** notice denotes a hazard. It calls attention to an operating procedure, practice, or the like that, if not correctly performed or adhered to, could result in personal injury or death. Do not proceed beyond a **WARNING** notice until the indicated conditions are fully understood and met.



Table of Contents

1	Document History	4
2	Introduction	5
3	Compatibility	6
4	Support Information	7
5	Agilent 8890 GC Firmware – What's new?	9
6	Resolved Issues in revision 3.0.0.181	10
7	Previous Versions	12
8	Firmware Update Program.	53

1 Document History

The table below lists all changes that have been made to this document.

Date	Version	Description
6th Feb 2020	Rev 1.00	Initial release.
29th May, 2020	Rev 1.1	Added 2.1.0 details.
14th August, 2020	Rev 1.2	Added 2.1.1.7 details.
28th Sep, 2020	Rev 1.2.1	Modified for external use.
23rd Nov, 2020	Rev 1.3	Added 2.2.0.287 details.
6th January, 2021	Rev 1.4	Added 2.2.1.4 details.
28th January 2021	Rev 1.5	Added 2.2.2.4 details
17th March 2021	Rev 1.6	Added 2.3.0.203
20th April 2021	Rev 1.7	Added 2.3.1.6
19th July 2021	Rev 1.7.1	Added SR 2.3.2.11
30th July 2021	Rev 1.7.2	Added SR 2.3.3.6
1st November 2021	Rev 1.7.3	Added 2.4.0.307
27 th January 2022	Rev 1.7.4	Added 2.4.1.10
13 th May 2022	Rev 2.0	New document format. Added 2.5.0.258
13 th October 2022	Rev 2.01	Added 2.5.1.9 Hot Fix
9 th January 2023	Rev 2.02	Added 2.6.0.306
8 th May 2023	Rev 2.03	Added 2.7.0.207
15 th September 2023	Rev 2.04	Added 2.8.0.219
23 rd January, 2024	Rev 2.05	Added 2.8.1.6
13 th May, 2024	Rev 2.06	Added 2.9.0.345
13 th September 2024	Rev 2.07	Added 3.0.0.181

2

Introduction

The purpose of this document is to provide users of the Agilent *8890 Gas Chromatograph* guidance to relevant support documentation that contains further levels of information and detail

Table 1 Terms and abbreviations used in this document

Terms	Description
SSB	Software Status Bulletin
CDS	Chromatographic Data System
U	Update
SP	Service Pack
HF	Hotfix
SR	Service Release
[xx]	Final Build Numbers of a released product
DSA	Data System Adapter

3

Compatibility

Supported Agilent Data Systems

OpenLab CDS (2.8, 2.7, 2.6, 2.5, 2.4 or higher)

OpenLab CDS ChemStation Edition (C.01.10, C.01.09, LTS)

GC/MS MassHunter Acquisition (10.2,10.1, 10.1 SR1 or higher)

(MassHunter 10.0 required to configure 8890 and 8860 GCs)

OpenLab CDS EZChrom Edition (A.4.10, A.04.09.)

Supported Agilent GC Driver

Agilent GC Driver (3.6 or higher. Current 4.2)

Agilent GC Driver (3.5 – Limited Support)

4

Support Information

- Agilent recommends using always the latest firmware revision of a firmware in order to avoid interoperability issues.
- Generally, Agilent recommends keeping the GC instrument firmware always current.

Notes for Agilent 8890 controlled by non-Agilent Chromatography Data Systems (CDS)

- The 3rd-party CDS software vendor is responsible for compatibility testing with the respective CDS revision.
- The 3rd-party CDS software vendor defines the minimum firmware revision required for CDS compatibility.
- The 3rd-party CDS release notes issued by the respective CDS vendor may use different terminology for the firmware requirements such as "tested firmware", "supported firmware", "firmware requirements", "minimum tested firmware", etc.

Waters

Waters have recently released their latest Agilent driver, instrument Control Framework

(ICF) Version 2.6 Update 2 in Empower 3

For GC Control: This release adds support for Agilent GC and the 7697A Headspace sampler. The supported GCs are:

- 8860 GC
- **8890 GC**
- Intuvo 9000 GC
- 6850 GC
- 6890N GC (Note that 6890A and 6890+ must have had LAN cards added)
- 7820 GC
- 7890A & 7890B GCs
- 7697A Headspace Sampler

NOTE - Be careful to not confuse the Agilent driver, Instrument Control Firmware, (ICF) with the Waters Native driver, ICS, Instrument Control Software. Both are allowed by Waters and both can be installed on the same system at the same time.

Thermo Fisher

Thermo Fisher have recently released their latest Agilent driver, instrument control software
Chromeleon 7.2

This release adds support for Agilent GC and the 7697A Headspace sampler. The supported GCs are:

- Intuvo 9000 GC
- 6850 GC
- 6890N GC (Note that 6890A and 6890+ must have had LAN cards added)
- 7820 GC
- 7890A & 7890B GCs
- 8860 GC
- **8890 GC**
- 7697A Headspace Sampler

OQ/PV - Validation Information

- If a firmware upgrade has been performed, normally no revalidation of the module/system is required. This is stated in the released Service Note applicable to the release.
- In addition, this information is stated further on in this document.



5

Agilent 8890 GC Firmware – What's new?

What's new in 8890 GC Firmware 3.0.0.181?

- 045817 External Cryo Valve operation needed when H2 Sensor is installed.
- 046046 ProdSec: Upgrade openssl to 1.1.1l
- Bug fixes as detailed below.

6

Resolved Issues in revision 3.0.0.181

The current shipping firmware for the 8890A is 3.0.0.181

Released 12th September 2024

http://download.chem.agilent.com/firmware/8890_FW_3.0.0.181.tgz.gpg

To download this version, use GC Firmware Update Utility 3.0.1 or greater.

Updating to this firmware does not require instrument revalidation.

Service Note Number: D0119953

Issue Id	Current Behaviour	Resolution
037566	5977B transfer line will NOT cool down for maintenance (eg. replace liner) when connected with 8890 and 8860	Resolved
041981	Detector Evaluation Enhancement - Detector Evaluation initial and final baseline should not fail because user selects Zero Signal	Resolved
043867	Option to enter maintenance mode and not cool the transferline if there is an MS	Resolved
044109	Consider adding sleep/wake button to LUI power menu	Added
044226	Request to add Gas Supply Pressure check back - in addition to method supply pressure check	Added
044562	Pulsed Pressure Help updates - available in English only for GC FW 2.7	Added
044756	Enhancement request-print the serial number of the main parts	Resolved
044877	System fault on 8890	Resolved
045091	UI: Inlet and Detector Name Rendering	Resolved
045129	Local UI_add the Thermal Aux 1 name to new added SP1 HW-Aux column oven	Resolved
045387	8697: System reported "flow not ready" and "Pressure not reday" after every injection when purge time starts	Resolved
045411	NPD bead adjustment LUI popup	Resolved
045527	[8890 Touchscreen] When the inlet mode is direct injection,there is a blank page in Inlet tab.	Resolved
045541	Maintenance Mode Options- remain cool or return to previous operating conditions	Resolved
045796	Remove support for old 8890 A&P boards	Resolved
045899	8890-8697: System report "Index was out of range... and sequence cannot run if change GC and PC clock	Resolved

045903	PSD pressure does not turn off during guided GC maintenance tasks 2.8.1.6 firmware	Resolved
045915	Hydrogen sensor initializing issue under MPS FW Rev.3.1.0.2	Resolved
045925	8697: Appended line on a sequence doesn't start	Resolved
045936	Air oven cryo not working/cannot be configured.	Resolved
045942	LUI method screen jumps back to original screen after making changes.	Resolved
046020	Add message to turn off split flow for thermal desorber in inlet leak and restriction test	Resolved
046024	8890 TouchScreen-keypad locked during runs	Resolved
046027	Change EPC Setpoint resolution to 0.001 psi throughout 0 - 150 psi range	Resolved
046124	EMF issue causing GC/MS instrument to disconnect	Resolved
046139	Add Health Report section chooser for Serial Numbers	Resolved
046143	8890 system fault code 0x01000000 MS communication lost	Resolved
046153	Helium Conservation Module declared as 'broken' if range for uninstalled pressure sensor is not in EEPROM	Resolved
046173	Display flickers during boot up before the backlight is turned on	Resolved
		Resolved
046211	Chromatographic Trend Plot- Peak Evaluation (BUI) Cannot select analyte in dropdown	Resolved
046232	LUI displays incorrect value after resetting EMF counter	Resolved
046249	Browser: Method Not Valid Using PTV with No Heater	Resolved
046288	Function: Run starts without the correct value during set Oven Standby	Resolved
046311	8697: Instrument is stuck in the Aborting state after a HS sequence is aborted	Resolved

7

Previous Versions

This section details previous versions of 8890A firmware giving release notes.

Firmware Version 2.9.0.345

Released 28th May 2024

http://download.chem.agilent.com/firmware/8890_FW_2.9.0.345.tgz.gpg

To download this version, use GC Firmware Update Utility 2.9.12 or greater.

Updating to this firmware does not require instrument revalidation.

Service Note Number: D0115806

Issue Id	Current Behaviour	Resolution
40912	Troubleshooting-revert troubleshooting changes	Resolved
42742	Troubleshooting wizard does not clear previous changes after restarting Troubleshooting	Resolved
43245	8890/9000 LUI Should Show QQQ MAC Address	Resolved
43442	HydroInert Ion Source collision gas flow defaults needed for 7000E	Resolved
43479	Review High Inlet Pressure Maintenance and Diagnostics	Resolved
43759	HydroInert: Allow configuration of HydroInert ion source on SQ and prevent runs if configured carrier gas is Helium	Message informs user that H2 must be configured as the carrier gas.
43760	HydroInert: Allow configuration of HydroInert ion source on TQ and prevent runs if configured carrier gas is Helium	Message informs user that H2 must be configured as the carrier gas
44218	Method Supply pressure check not found in 'help'.	Resolved
44357	If 8890 has HeCon the GC should be able to offer turning on He when doing different troubleshooting steps requiring inlet pressure	Resolved

44372	BCR Mismatch Stuck in Loop	Resolved
44357	Investigate Helium Conservation Module Purge Time	Purge time added to allow gas to be equilibrated.
44431	Troubleshooting - No Peaks - No Flame is OK	System will now check to see if Flame is lit
44838	BrowserUI Events Do not work through Reverse Proxy	Resolved
44850	Download button not working with gather log files-BUI	Resolved
44867	[G4567A ALS: Solvent Wash Mode: A-A2,B-B2 and A-A6,B-B6 are not supported in G4567 ALS.	A-A2,B-B2 and A-A6,B-B6 are not supported. No action taken.
44894	Trend Plotting-Last data point cut off on the LUI	Resolved
44915	8890 BUI solvent wash radio buttons get unselected	Resolved.
44926	CDS Blank Eval Failure/Abort on Failure holds instrument Not Ready until cleared from Browser or Touchscreen	Resolved
44936	Headspace PID Change during Diagnostic	Resolved
44944	BUI: The Performance Evaluation Report does not include the vial position.	Resolved
44988	System Health Report: Add Oven Configuration Details	Resolved
45053	Oven going into Standby mode after a run has been started.	The Oven Standby parameters should not apply once a run has started. Resolved.
45085	H2 Sensor: add ability to disable the use of an installed, configured module	Function added
45101	Large Volume Syringe Carriage Air Gaps	Resolved
45219	BUI/LUI: User Zero Calibration Values for QQQ Quench and Collision Gas	Parameters removed

		from screen.
45239	Incorrect max ramped column flow value	Resolved
45256	8697 & 8697 XL - The function of vial vent between extractions does not work in Multiple extraction mode	Resolved
45261	8890:LTM Unable to override column max temp in Data System but have the ability in Browser.	Read only set in BUI.
45318	PSD Calibration Purge Title	Parameter set to Purge Flow.
45327	"Setpoint Changed During Run" in run log at the end of HS Sequence	Ability to change a parameter during the run carries over the Run Log incorrectly during the next run. Resolved.
45361	Request to provide driver interface to "Park / Unpark" HeadSpace for 8697	Park parameter added to OL.
45381	88xx system setup wizard unexpectedly happens after new instruments installation	Resolved.
45402	For 8860/8890 with Gas sample selector, the Equilibrium can't be displayed in Web UI and LUI	Resolved.
45408	Valve time in runtime event is longer than GC run time	Resolved 999.99 allowed in both BUI and LUI.
45444	8890: GC LUI and Browser displays incorrect column configuration.	Resolved
45475	H2 Sensor: Error with plotting H2 concentration in the LUI instrument signals	Resolved
45476	Disable H2 sensor checked but also greyed out in the LUI	Resolved.
45481	When disable H2 sensor box is checked, user should not be able to run the H2 sensor diagnostic test to check calibration	Resolved.

45508	H2 Sensor: Oven purge and sensor zero routine should start as soon as sensor is enabled in configuration (LUI)	Resolved
45563	Browser Run Time Events table is not holding the selected Event Type	Resolved.
45607	BUI wake method loads the wrong one when the Wake Up button is pressed	Resolved.
45608	Disable H2 sensor box is checked even when He conservation module is used and set to H2 as gas type out	Resolved.
45616	System Health Report provides the wrong syringe size in the report	Resolved
45618	H2 Sensor: LUI shows sensor is disabled but actual configuration still has the sensor on	Resolved
45632	H2 Sensor: Calibration routine does not work when sensor is disabled (in LUI)	Resolved
45699	Touchscreen EMF Reset screen will not close; multiple pages are being opened on double click	Resolved
45755	LUI: Initial Startup Screens - Hide if not new instrument	Resolved
45764	8890 - allow customers calibrate the TCD when the cell is replaced.	TCD Calibration moved from Diagnostic tests to BUI > Calibration menu.
45770	HSS Transferline can now be edited.	Resolved
45779	Convert inlet EPC module temperature units to degrees C in low level signal	Resolved
45787	BrowserUI's "Start System Setup" doesn't start System setup on the BrowserUI	Resolved.
45793	Possible security risk exposing devmem2 to non-root users	Resolved
45803	88xx Browser pressure units don't download to instrument	Resolved
45808	Browser: User Input Ranges Not Rejected For User Interaction	Resolved
45810	SCD with Hydrogen carrier gas has trouble when oxidizer gas not present	Resolved.
45827	Change default Inlet Settings to reduce helium usage	Default valves changed to splitless
45828	Update Open Source License Text available via BrowserUI	Resolved
45868	8890 HCM: Inlet carrier config changes from N2 to He unexpectedly	Resolved

45884	Browser Injection Mode Total syringe Volume used has wrong max: 50%, should be 75%	Resolved
45886	TCD calibration routine leaves detector hot at 250C	Resolved
45898	8890-8697 : The time remaining on the HS sequence run is wrong after changing GC clock	Resolved
45904	H2 Sensor - Uncalibrated Message	Resolved
45926	MSD parameters not present on LUI	Resolved

Firmware Version 2.8.1.6

Released 23rd January 2024

http://download.chem.agilent.com/firmware/8890_FW_2.8.1.6.tgz.gpg

To download this version, use GC Firmware Update Utility 2.8.10.0 or greater.

Updating to this firmware does not require instrument revalidation.

Service Note Number: D0110081

Issue Id	Current Behaviour	Resolution
044977	Ignore Blank Start Requests While Already Running	Resolved
045273	8697 - Intermittently report "Headspace Sequence Stopper by User" when connect 8890-8697 system	Resolved
045242	Blue color seen on 8890GC LUI under firmware Rev.2.8.0.219	Resolved
045243	Events information cannot be changed in FW 2.8.0.219	Resolved

Released 25th August, 2023.

Updating to this firmware does not require instrument revalidation.

8890A 2.7.1.2 firmware was released as a Hot Fix to resolve one issue.

The firmware was to fix an error with an 8890/8797 Headspace sampler combination. The error "Waiting for Shutter" was reported.

The fault was an erroneous one that would occur during a sequence which would then abort with the Shutter error.

In all instances the issue was not related to the Shutter but, in most cases, a failing inlet Prerun flow test.

The firmware was not released to manufacturing and only delivered to customers that reported the issue.

This Hot Fix will be included in all future firmware revisions such as 2.8.0.219

Firmware Version 2.8.0.219

Released 20th September, 2023

http://download.chem.agilent.com/firmware/8890_FW_2.8.0.219.tgz.gpg

To download this version, use GC Firmware Update Utility 2.8.10.0 or greater.

Updating to this firmware does not require instrument revalidation.

Service Note Number: D0036786

Issue Id	Current Behaviour	Resolution
041095	Argon for Carrier gas and TCD make up gas	Added
041468	Trend Analysis-Implement color coding for the 'filter chips' in the legend	Resolved
041840	Multiple failure reports about Internal Error with Error code 10006013 with two ALS Towers connected.	Resolved
042024	Translation Issue	Resolved
042487	Make Browser interface Home screen mimic Touchscreen home screen	Resolved
043339	HW missing error and operations stopped if no detector selected	Resolved
043484	Firmware Update Utility-add error if the 'temp' file starts to fill up	Resolved
043554	Firmware update while instrument in maintenance mode not allowed. Display message.	Resolved
043773	Peak Evaluation Integrate should not clear all Peak Names and CAS #s	Resolved
043856	BrowserUI Startup Time improved.	Resolved
043916	Dash missing for connected PC name on BUI and LUI	Resolved
044000	Request new diagnostic test "QA: Thermal Runaway Test"	Added
044020	Unable to view or set column outlet pressure when column outlet set to other on column configuration screen on LUI.	Resolved
044107	Customer requests run time elapsed on LUI during run. Elapsed time and time left can be toggled.	Added
044122	Option to load method from GC or a method saved to the GC for Sleep or wake method in the scheduler	Added
044162	TCD Warning, detector Temperature < 130C message confusing.	Modified
044227	Inlet leak and restriction test failing due to restriction being too large	Resolved
044230	8890 touchscreen response goes slowly when the online signals are displayed in a long time.	Resolved
044319	Support HYDROINERT_EI MS source type	Added
044343	Translation Issue	Resolved

044363	HEC control over TCD configuration in user interfaces. TCD gas config should be greyed out if HEC enabled	Resolved
044384	Headspace: No detail info for headspace after abort running	Resolved
044387	Gas ID test was pass, but no information added to System Health Rerport	Resolved
044412	Need to change GC parameters during a run. New feature in GC Feature Selection. Change is method dependent.	Added
044416	EMF Alert: Unknown Device Component	Resolved
044427	Add a sleep and a wake button to Browser much like DSA functionality	Resolved
044440	PDHID units changed	Modified.
044462	Browser System Fault after Editing Running Sequence, saving, Editing again and saving.	Resolved
044549	NCD Install Instructions- Not two 7/16 wrenches at 51% complete	Modified
044552	Reported column calibration date when installing column key reports future date	Modified
044550	8890/8355 Ozone Pneumatic Check modified	Modified.
044565	LUI Method Tab Missing Syringe Size	Resolved
044592	PSD rate set to 150psi/min.	Modified
044631	Subnet Mask Validation. Invalid Subnet could be entered	Resolved
044641	Remove LTM modules diagnostic does not work (on instrument startup)	Resolved
044667	Browser Perform Maintenance for Inlets does not include Replace Septum when HS is configured	Resolved.
044681	8890 Method parameters not locked with Empower.	Resolved.
044689	EMF/Diagnostics cannot be viewed on the Browser	Resolved
044708	Arsine/Phosphine modified PCM module not being recognised	Resolved
044710	TCD Filament calibration not working correctly.	Resolved
0447329	8697 - Reporting ""sample probe restriction" warning while leak and restriction test passed well	Resolved
044770	Manufacturing Data Location Creation for SP1 Analyser info	Added
044725	Shutter Error erroneously occuring	Resolved
044831	8890/9000 LUI: Display Client Proxy URL	Added.
044834	Venting MSD/powering down GC cleared MS venting method from GC	Resolved

Firmware Version 2.7.0.207

Released 5th May, 2023

Service Note Number: **D0032457**

What's new in 8890 GC Firmware 2.7.0.207?

- Added support for the new Headspace XL
- Added support the new Hydrogen sensor
- Added support for the new Hydrogen switch (Helium Conservation Module)
- Added capability to print the maintenance log from the Browser Interface
- Added retention time on the peak evaluation chromatogram
- Added display of baselines in peak evaluation reference chromatograms within the browser
- Added use of headspace as an injection source for peak evaluation
- Modified the Browser Interface handling of Detector evaluation/peak evaluation check boxes to be similar to the GC Driver (DSA)
- Added Pre-run flow test information into Help and user manuals
- Defect Fixes and Enhancements

Issue Id	Current Behaviour	Resolution
034857	Ability to use/create a composite columns in browser UI	Resolved
039520	Troubleshooting: Diagnostic Test for Detector Checkouts	Resolved
041955	Plotted Signals not aligning on the Browser	
042323	DSA shows config change upon GC reboot if connected to DSA	Resolved
042753	Gateway will change if the last group of numbers is larger than 127	Resolved
043166	Peak Evaluation - Display baseline features in Manage Reference Chromatogram Plot	Resolved
042322	New limits for XCD Vacuum check	Modified
043628	Pulsed Split Injection with HS. System does not have enough total flow to reach their pulse pressure when the system starts preparing.	Resolved
043661	8697 HS: Tray FW not downgradable.	Resolved
043667	Firmware download to selector. Progress remains at 0%	Resolved
043677	Column Install/Bakeout modes improved	Resolved
043705	View Error text added to warning bar	Modified
043762	Temperature Equilibration Time added to MMI parameters	Modified
043799	Peak Evaluation Bug Fixes.	Resolved
043814		

043816		
043821		
043822		
043841		
043862		
043815	Gas ID Check added to Helium Conservation Module	Modified
043824	Pulsed Inlet Parameters added to GCxGC	Modified
043877	Valve Box Limit Not Implemented	Resolved
043881	User Configurable Heater minimum rate issue	Resolved
043888	MMI Cryo Configuration Mismatch	Resolved
043890	XCD Burner PIDs changed	Modified
043902	Unable to print Sleep/Wake Methods	Resolved
043917	PPIP Inlet Flow changes after Oven Program is edited.	Resolved
043935	Number of Runs should not be resettable after factory reset.	Resolved
043939	GC will not allow user to change carrier gas configuration on LUI, Browser, or OpenLab	Resolved
043973	HSS. Run aborted when system is not ready	Resolved
043998	Helium Conservation Module; BUI shows incorrect gas type	Resolved
044016	8890 PPIP; Changing Septum Purge Value will affect Flow parameters of the inlet. Only when no column is configured. Parameter name changed to reflect situation.	Modified.
044052	User Troubleshooting added to FID ignition failure	Modified
044053	Allo GC to monitor pressure during maintenance tasks	Modified
044121	APG Stop signal not sent at end of run	Resolved
044127	FW 2.6.0.306 allows the selection of 5977 and 5977B but not 5977C	Resolved.
044154	Valve State added to Diagnostic Signal	Modified
044161	Helium Conservation Module; If installed but not plumbed, this leads to pneumatics shutdowns.	Resolved
044210	8890 with PDHID loses communication to OLCDS when FW is updated.	Resolved
044221	LUI actuals do not show Inlet Total Flow and Pressure as Setpoint OFF when they are.	Resolved
044248	XCD Burner Temperature report incorrectly	Resolved.
044249	Configuration of a 7697 Transferline causes the 8890 to lock up	Resolved.
044356	Front/Back mounted XCD and side mounted FID cannot easily be configured.	Configure XCD first, reboot,

manually
configure
FID.

2.6.0.306 8890 Firmware.

Released January 2023

What's new in 8890 GC Firmware 2.6.0.306?

- Updated peak evaluation functionality for DSA and OLCF plugin 1.3 support
- Enhanced Maintenance procedures with daisy-chained capability
- Upgraded BrowserUI framework version to latest supported version
- Added Service Mode to BrowserUI
- Enhanced log gathering support
- Defect Fixes and Enhancements

Service Note D0028241

Issue Id	Current Behaviour	Resolution
032606	8890 LUI does not display currently running Sequence, Method, or Sample Names if run from DSA	Issue corrected
039003	Detector Evaluation does not support 8697 headspace OQPV checkout	Now supported
040878	Ability to add notes to a reference chromatogram	
041982	Inaccurate composite column flow on TD. There is no way to set a temp for xfer line configured as "In-Segment".	Corrected
042302	Web UI Gasifier disappear in method when loading an old method w/o Gasifier	Corrected
042310	Sleep/Wake methods give error when associated with a Blank Evaluation	Corrected
042322	MSD Configuration: Provide option to correctly configure MS Transfer Line if it was missed during First Time Setup	Corrected

042339	Put Inlet/Detector type in the diagnostic Tabs	Corrected
042707	Instruments stuck in diagnostic mode	Corrected
042863	BUI-saving a method hanging if method name contains a /	Corrected
042885	XCD e-Introduction on 8890 if XCD present	Supported
042896	Allow a sample to be run in conditioning method- need a place to put the sample vial location.	Related to Peak Evaluation. Resolved
042915	"Clear Peak Evaluation" Behavior	Resolved
043019	Vacuum Control quick tasks in Browser Interface with SCD are not working properly	Browser refresh issue. Resolved.
043020	SCD Off Function says it turns off oxidizer flow but it does not turn off oxidizer flow	Resolved
043032	XCD Ozone Pneumatic leak test on the BUI requires a browser refresh during the test	Resolved
043046	Add Trim Column to COC inlet maintenance	Resolved
043047	Limit the number of peaks those can exists in Reference chromatogram.	Only 100 peaks allowed. Resolved.
043054	8860 and 8890 do not show the tray / Bar code reader firmware in the Health Report	Resolved.
043070	LUI: MSD Config Screen Update on Changes	Resolved.
043071	GC LUI is not updated with the latest MS firmware	Resolved.
043073	GC LUI takes awhile before it shows MS is disconnected	Resolved.
043074	Maintenance task - change column with SCD does not turn off H2 before cooling	Previous behaviour changed. Resolved
043085	Browser does not update method setpoints	Resolved.
043151	Uncheck DHCP should clear IP address fields	Resolved.
043152	8890 BUI - Can't save sequence	

043160	GC auto configuration doesn't handle multiple simultaneous EPC changes	Cannot add a module to an invalid configuration. Issue resolved.
043163	XLSI does not properly auto configure	Resolved.
043169	Browser: Missing Inlet Transfer Line Heater Configuration	Resolved.
043170	Changes to MMI maintenance procedure for 'Clean bottom seal'	Manual updated.
043183	Unable to reconnect to 8890 after Reference Chromatogram is completed by the Peak Eval Plug-in	Resolved
043217	MSD communication will not disable-7010	Resolved
043228	Browser Service Mode for 8890 has no listing; only HW Config setup	Resolved
043258	Collision cell aux channel gas type not set correctly	Resolved
043267	8890 GC Lockup issue when removing and reconnecting 8697 headspace sampler	Used when customer wants to turn off HSS and only use GC. Resolved.
043284	Unit with 2 PSDs configured such that one was inoperative.	Resolved.
043333	Manual configuration of New Hardware such as an EPC module is cleared if cancel is evoked.	Resolved.
043364	Install column button on the BUI is not installing the correct column	Resolved.
043406	8890 - 2.5.0.258 lock up if the leak test fails	Issue due to no presence of an ALS. Resolved.
043418	XCD Does not auto configure or unconfigure	Issue due to XCD/FID Heater configuration. Resolved.
043440	MS Serial number not shown when LVDS is configured for 7000E/7010C GCMS TQ	Resolved.
043456	Inlet Total Flow Actual shows 0mL/min	Resolved.
043485	LUI-screen jumbled with 3 columns configured	Resolved.
043541	Revisit Tank Pressure Test	Method Pressure/Tank Pressure tests redefined.
043573	System Health Report does not include Maintenance Information	Resolved.

043578	Sequence did not start when using the Browser UI	Resolved.
043580	Diagnostic tests have two close buttons that do different things.	Resolved.
043582	Closing diagnostic tests leaves them running and the GC status in Diagnostic Mode.	Resolved.
043583	Maintenance Log should inform which column was installed or trimmed	Information to be added to Log File.
043623	Purge flow to split vent parameter not available on BUI	Resolved.
043653	Remove Tank Pressure Test for 2.6.0	Tank pressure test replaced with Method pressure test. Will look into better test in future firmware.
043665	7000E/7010C: When DHCP is enabled checkbox becomes grayed out and unchecked, and sometimes disappears entirely.	Resolved.
043694	Browser does not show Blank Eval reports; sometimes Peak and Detector Eval also are empty	Resolved.
043700	Incorrect cryo cooling liquid shown in inlet method on LUI	Resolved.
043727	Progress always display 99% when the maintenance are done.	Resolved.
043776	Oven On Safety Delay Not Implemented	Five second delay added to purge H2 from oven during shutdown as per 7890.
043851	Instrument: Line voltage zero cross out of range error	Resolved.
043863	High CPU usage issue due to automated split vent restriction test	Resolved.
043999	GCxGC Inject time cannot be set above 99 seconds	Resolved.

2.6.0.303 8890 Firmware.

Released December 20022

A handful of 8890 GCs may have been released with the above firmware. This firmware is identical to version 2.6.0.306 with the exception of one fix for oven zero cross. This fix was later removed from 2.6.0.306 due to quality concerns causing premature oven failures when customer power is poor.

We have chosen not to display this firmware on A.com.

2.5.1.9 8890 Firmware.

Released October 20, 2022

http://download.chem.agilent.com/firmware/8890_FW_2.5.1.9.tgz.gpg

To download this version, use GC Firmware Update Utility 2.6.3.0 or greater.

Updating to this firmware does not require instrument revalidation.

Service Note Number: D0026234

Issue Id	Current Behaviour	Resolution
043399	ALS starts to prepare for run when oven is in standby mode	Issue corrected
043539	Certain EPC modules can have EEPROM ID Code corruption after power cycle - and module is no longer recognized by GC	Issue corrected

2.5.0.258 8890 Firmware

Released May 20022

http://download.chem.agilent.com/firmware/8890_FW_2.5.0.258.tgz.gpg

To download this version, use GC Firmware Update Utility 2.6.3.0 or greater.

Updating to this firmware does not require instrument revalidation.

Service Note Number: D0022311

Issue Id	Current Behaviour	Resolution
042393	Unable to turn off PCM backpressure during run	Run Time event added to turn PCM backpressure off during run.
042593	1000600a error reported	Issue caused by incorrect column configuration. Issue fixed.
042746	8890 with LTM reports Invalid Flow path, but is functional, works correctly	Issue resolved.

<p>04278 7</p>	<p>Excessively high flow coming out of the FID during inlet maintenance when using H2 as the carrier gas.</p>	<p>Inlet maintenance now works using the following steps. Splitting: Column Flow of 4mL/min with high split flow (controls in forward pressure and split vent is opened via a set duty cycle to avoid building up inlet pressure) to purge the inlet volume (26 seconds) Pressurizing: Splitless mode with 5mL/min column flow (or the user method column flow, whichever is higher) to build up pressure in inlet (20 seconds) Purging: Keep the settings if under control, otherwise lower the column flow. Hold for 3 void times, capped at 15 minutes.</p> <p>The exceptions to these rules are as follows:</p> <ul style="list-style-type: none"> • If there is no column installed on the inlet, only step one is performed • If a MSD is connected, steps 2 & 3, use constant flow of 4mL/min instead of high pressure
<p>04293 7</p>	<p>Inlet pressure target value is incorrect when tried PPIP Pressure decay test</p>	<p>Correct values entered. Issue resolved.</p>
<p>04293 8</p>	<p>8890 5977, the MS configuration ""goes away" when LVDS is connected.</p>	<p>Invalid network strings coming from the MS. Issue resolved</p>
<p>04297 5</p>	<p>Multiple failure reports that 8890 inlet EPCs failed for pressure decay test</p>	<p>Problem caused by misunderstanding regarding the septum purge valve. New</p>

instructions being supplied to the Pressure Decay Test procedure.

2.4.1.10 8890 Firmware

Released December 2021

http://download.chem.agilent.com/firmware/8890_FW_2.4.1.10.tgz.gpg

To download this version, use GC Firmware Update Utility 2.4.3.0 or greater.

(Current version 2.5.5.0)

Updating to this firmware does not require instrument revalidation.

Service Note Number: D0016596

Changes/Fixes made since the last version. (2.4.0.307)

Issue ID	Title
041950	Adding firmware support for GigaDevice QSPI
042255	8890 starts before IRD.
042318	GCMS: Allow Missing configuration condition to be dismissed if MS is not available over LVDS on GC start up
042319	GCMS LDVS: Provide a mechanism for the user to manually re-trigger connection attempt to establish LVDS communication.
042320	GCMS: Enhancement request to periodically poll MS to establish LVDS communication
042321	GCMS: When the IP address of MS is changed over LVDS from 8860 warn the user to not power cycle until the network config change is complete.
042301	Column Outlet pressure value ignored, and ambient pressure used.
042340	2.4.0.307 firmware incompatible with 3.3 SR1 Driver
042382	Add classifier database content to the Trend Analysis Database content when gather logs.
NA	Improve Gasifier/ Sample Selector II performance.
042309	Localisation Updates
042344	8890 freezes using Helium Conservation Module with "Use Nitrogen".

042371	Firmware update fails if environment needs to be updated
042396	Inlet pressure is large negative value in 8860 Inlet OQPV Pressure Decay test
042443	User Configurable Heater cannot be set to 450 degC

2.4.0.307 8890A Firmware

Released November 2021

http://download.chem.agilent.com/firmware/8890_FW_2.4.0.307.tgz.gpg

To download this version, use GC Firmware Update Utility 2.4.3.0 or greater. (Current version 2.5.5.0)

Updating to this firmware does not require instrument revalidation.

Service Note Number:

Enhancements

new functionality for Trend Analysis

updates for Peak Evaluation

updates for Troubleshooting

Touchscreen Sequences

Feature Selection

LUI branding updates

Remove support for use of Microsoft Internet Explorer (IE) client browser to access GC Browser UI

Changes/Fixes made since the last version. (2.3.3.6)

Issue ID	Title
037946	HEC gas selection change freezes GC if updated in the Browser
038060	Inlet labelling incorrect.
038124	H2 Sensor calibration check - Not displayed
038449	Method Download fails after rebooting GC.
039545	Automatic Gas Identification feature for 8890/9000 Diagnostics
040586	Chiller cannot be enabled in 8890 touchscreen
040953	Remote software needs to lock out the user from remotely restarting an offending zone after a H2 shutdown

- 041020 Browser Run Log does not include entry about Blank Evaluation failure
- 041140 Browser with VI in Direct Injection mode offers Gas Saver invalidly
- 041141 Browser UI - Post Run is not available for Packed Columns.
- 041152 VI Split Vent Trap Injections EMF is not incrementing
- 041260 Browser, Signal Plot view, there are multiple 'Start Run' indication lines for a single start
- 041261 Browser signal display not matching OpenLab display
- 041715 Browser EMF Details always require browser hard refresh to display any new information in EMF Details Trend Plot
- 041747 Detector Evaluation Report Modelling Results
- 041756 Browser System Log uses internal terms 'LUI', 'BrowserUI' after Feature Selection application
- 041757 Touchscreen System Log uses internal terms 'LUI', 'BrowserUI' after Feature Selection application
- 041758 8890 GC does not reboot after disabling/enabling GC Features; requests seem to be honored anyway
- 041759 Browser System Setup\Date and Time Changes are not disabled after Feature Selection disables this function
- 041760 Browser displays unclosable oversized method listing on selecting Load Reference Chromatogram from method's disabled Peak Evaluation
- 041761 Browser running Troubleshooting for disabled Peak Evaluation method just disappears, Status shown as 'Cancelled'
- 041762 Touchscreen does not enable Start button for CDS Manual Injection when Feature Selection is disabled for Touchscreen Start button
- 041763 Browser method's Config\Columns has unnecessary lock badge with Peak Evaluation (only) disabled in GC Feature Selection; does not block access
- 041764 Browser Run and Sequence Logs do not mention that a previously Peak Eval enabled method has had Peak Eval disabled
- 041765 Browser will not Print method
- 041766 Touchscreen Help for Enabled Local Sequence needs a specific topic
- 041767 Browser Help topic System Settings needs to address new feature 'Local Sequence'

- 041768 Touchscreen with Local Sequence enabled will not show sequence created after enabling
- 041769 Browser Sequence Log logs nothing about browser Pause or Resume events
- 041789 Inconsistent displays of logged-on user
- 041792 Peak Evaluation - Acquisition/Reference Chromatogram method comparison shows active method as "CurrentMethod_dynmc_name"
- 041795 7650A injector: "Injection timeout" pops up when the plunger speed is 20 ul/min.
- 041797 Installing column with smart key causes LUI to crash
- 041801 Blank Evaluation Trend Plot sees no valid methods
- 041811 Ignore Ready Screen disappearing while performing maintenance task
- 041813 Peak Evaluation - Update Reference Chromatogram should not require a ref chrom name input to proceed
- 041821 TCD: TCD should be "Reference flow", not "air flow".
- 041824 Browser FID Leakage Current Check diagnostic test does not proceed
- 041825 Browser Start maintenance from Diagnostic Plot does not Start anything
- 041829 Browser Maintenance Replace Septum is either not running Leak & Restriction Test or it is not logging
- 041831 Troubleshooting - Peak Resolution Issue
- 041852 Browser Perform maintenance to replace inlet Septum states incorrectly that it will run the Septum Purge test
- 041853 Perform maintenance to Replace Inlet Septum reads '100% Complete' throughout the process
- 041861 Troubleshooting - verification run using wrong ALS
- 041866 Browser and Touchscreen do not show any badge indicators when Gas Identification Test detects a mismatch
- 041876 BUI - Tables not displaying properly
- 041878 Browser UI - Column Configuration page is blank.
- 041879 BUI - Cannot change column outlet from dropdown
- 041887 Browser plot remains active when disabled from (CDS) Feature Selection
- 041888 Disable Touchscreen/Browser Sequence continues to allow display of a disabled Touchscreen Sequence tab

041893	System Fault - Please Reboot; High CPU Usage
041894	Browser Diagnostics Inlet Gas ID test disappears after updating Gas Type
041896	Browser Maintenance EMF Details plot displays legend oddly and differently between module types; reopens without any text or plot
041902	7693ALS: ALS light change back to ON status after power cycling.
041983	8355 Does not Turn off Ozone Power when Insufficient Flow Detected
041984	For Markes Control, doesn't keep the High Flow value after any configuration
041986	BUI Help: Table of checkout parameters for FPD+ doesn't appear (again)
042019	Instrument Method/Config changes parameters untranslated on trend plot report
042038	8890 LUI: Four buttons in Sequence should function as BUI
042174	Low vial pressure allows leaky vial to pass.
042181	Peak Evaluation: Peak resolution trend plot can not display correctly
042233	8890 not injecting

2.3.3.6 8890 Firmware

Released July 2021

http://download.chem.agilent.com/firmware/8890_FW_2.3.3.6.tgz.gpg

To download this version use GC Firmware Update Utility 2.4.3.0 or greater.

Updating to this firmware does not require instrument revalidation.

Service Note Number: D0012805

Changes/Fixes made since the last version. (2.3.2.11)

Issue ID	Title
040619:	Multiple TCD filament broken cases are reported
041452:	Selector: when selector is loading sample, after pressing Stop button on the 8890 touchscreen, the warning message under the selector maintenance should be modified.
041694:	Strange status happen on 8890 LUI
041693:	UTC +9:30 time zone unavailable for selection in GC 3.5
041836	System Setup froze on Headspace Configure Interface

2.3.2.11 8890 Firmware

Released July 2021

http://download.chem.agilent.com/firmware/8890_FW_2.3.2.11.tgz.gpg

To download this version use GC Firmware Update Utility 2.4.3.0 or greater.

Updating to this firmware does not require instrument revalidation.

Service Note Number

Changes/Fixes made since the last version. (2.3.1.6)

Add Support of the Pyrolizer

Issue ID

Title

- 041487: Invalid Leap Year Handling in WSDL
- 041407: The applied Bead Current reported in the EMF is different from the Bead current reported in diagnostics
- 041630: Column connection error caused infinite loop in code
- 041448: Inlet Sampler: LUI shows empty screen after reboot
- 041597: System fault n- please reboot - Error code 1000600a and System fault 0x00100000
- 041601: Manual Injection data remains on the instrument
- 041362: 8890/8860 "Electronics Fault" Error code 1000600b -> System Fault Error code 1000600a
- 041376: NCD with 8890 Quick Start Wizard "Heater and Flow stabilization" timeout too short (5 sec)
- 041447: Inlet Sampler: LUI Shows Config Setpoints that should be invisible

2.3.1.6 8890 Firmware

Released March 2021

http://download.chem.agilent.com/firmware/8890_FW_2.3.1.6.tgz.gpg

To download this version use GC Firmware Update Utility 2.4.3.0 or greater.

Updating to this firmware does not require instrument revalidation.

Service Note Number

Changes/Fixes made since the last version. (2.3.0.203)

Issue ID

Title

- 41086 Multiple feedback received for Electronics Fault - Error code 1000600b
- 41233 APG remote on 8890 does not send stop signal when run is done
- 41188 Problems with CryoTrap operation

2.3.0.203 8890 Firmware

Released March 2021

http://download.chem.agilent.com/firmware/8890_FW_2.3.0.203.tgz.gpg

To download this version use GC Firmware Update Utility 2.4.3.0 or greater.

Updating to this firmware does not require instrument revalidation.

Service Note Number D0009076

Enhancements.

Support for the 8697 Headspace Sampler
Instrument Intelligence: Troubleshooting
Support 32 oven ramps and 33 plateaus. Negative ramps will continue to be allowed.

Changes/Fixes made since the last version. (2.2.2.4)

Issue ID	Title
36059	AO events always seem to Signal Zero at time of first AO event
38233	Request addition of BUI method to individual results folders for documentation purposes
38332	Lost connection on downloading detector compensated signal or running sample with this signal
38383	Blank and Detector Evaluation Reports from Browser do not factor in time zone of the browser
39228	Is Hydrogen Sensor Auto schedule calibration feature support
39547	Customer reported that front NCD showing wave baseline periodically about 3~4 weeks
39620	Web Browser: Gas Sampling valve set up in Position 4 does not show up in the injection list
39624	Web Browser UI: Valved injections are not working correctly
39735	8890 disconnects from system when column compensation (FID) is selected.
40062	The screen display freeze happened sometimes on multiple GCs when the online signal on touch screen is selected
40178	WebUI: next line in sequence should be locked during sample overlap runs
40213	LUI maintenance cannot finish normally
40242	Method\Performance\Peak Evaluation, reference chromatogram timestamp are not consistent with original one
40284	Nexus touchscreen should not accept IP's with leading zeroes
40344	8890 Oven Fan doesn't slow down after timeout
40396	Record multiple fan failure logs
40498	ONLY Valve 1 (GSV) and Valve 2 (GSV) can be displayed as Injection Source under sequence table.
40552	8890 can't set "sample depth" with a decimal point
40746	ALS Tray X-Bind Test is not available on 8890
40765	GatherLogs Status not always returning proper value
40651	Firmware 2.2.1.4, cant "ADD" a LTM (AUX4) if there is an existing LTM (AUX3)
40789	8890A FID makeup gas flow can't reach setpoint using PPIP
40858	Browser not upload Sleep/Wake changed methods to the browser after changes are made in Sleep/Wake method in driver
40899	Browser Run Status Injections column shows multiple ALS injections oddly: first is 1 of 1; second is 0 of 1

41077 OLCDS Sequence table ignores Sample type 'Sample' if injection source is Blank; runs Blank Evaluation invalidly

2.2.2.4 8890A Firmware

Released January 2021

http://download.chem.agilent.com/firmware/8890_FW_2.2.2.4.tgz.gpg

To download this version use GC Firmware Update Utility 2.3.3.0 or greater.

Updating to this firmware does not require instrument revalidation.

Service Note Number 8890 Series GC 028

Changes/Fixes made since the last version. (2.2.1.4)

Issue ID	Title
----------	-------

039547	Front NCD showing Baseline wave.
--------	----------------------------------

039735	8890 Disconnects when Column Compensation is selected
--------	---

038332	8890 Disconnects on download of Column Compensated signal.
--------	--

2.2.1.4 8890A Firmware

Released December 2020

http://download.chem.agilent.com/firmware/8890_FW_2.2.1.4.tgz.gpg

To download this version use GC Firmware Update Utility 2.3.3.0 or greater.

Updating to this firmware does not require instrument revalidation.

Service Note Number 8890 Series GC 027

Changes/Fixes made since the last version. (2.2.0.287)

Issue ID	Title
----------	-------

040402	LTM cannot be connected using Aux 4
--------	-------------------------------------

040502	OS Crash when installing Collision Cell module.
--------	---

2.2.0.287 8890A Firmware

Released November 2020

http://download.chem.agilent.com/firmware/8890_FW_2.2.0.287.tgz.gpg

To download this version use GC Firmware Update Utility 2.3.3.0 or greater.

Updating to this firmware does not require instrument revalidation.

Service Note Number 8890 Series GC 025

Enhancements.

Peak Evaluation.

The self-aware and GC intelligence features of the Agilent Intuvo 9000 and 8890

GC systems continue to be expanded. With firmware 2.2, an initial version of Peak Evaluation that expands the GC Performance section of the methods to allow users to enter chromatographic attributes for monitoring on up to 10 peaks in sample chromatograms is released.

Easy SamplePrep and Menu-Driven SamplePrep

Easy Sample Prep

- **Automates** basic sample preparation techniques
- **Simplifies** building and execution of sample prep program with easy drag and drop programming
- Available for 8890 (7890, 6890 too) with OpenLAB CDS and OpenLAB ChemStation

Menu-Driven Sample Prep

- **Standard sample preparation control, displayed in list form**
- **Available for 8890 (7890, 6890 too) with MassHunter and OpenLAB EZChrom**

GC Browser Phone Interface

A browser interface optimized for mobile viewing on either iOS or Android phones now provides status information including remaining run time and a static plot of the last 20 minutes of detector data.

Phone Interface Home Screen

New Updated GC Specifications

The following GC specifications for Intuvo 9000, 8890 and 8860 have been updated to help make you more competitive in bids/tenders. Note: MMI is for Intuvo 9000 and 8890 only.

**OLD Agilent
GC Spec**

**NEW Agilent GC
Spec**

Shimadzu 2030 Thermo 1310

Max Inlet Split Ratio (SSL, MMI)	7,500:1	12,500:1	9,999.9:1	12,500:1
Max ECD Data Rate	50 Hz	500 Hz	500 Hz	300 Hz
Max FPD+ Data Rate	200 Hz	500 Hz	500 Hz	300 Hz

Added Security to Set Browser UI PIN At Touchscreen

A PIN must be used at the Browser to enable it to connect to a GC. The PIN is set at the GC touchscreen.

- The previous GC firmware allowed up to 4 numerical digits to be entered for a PIN
- The new firmware (rev. 2.2) allows up to 4-8 numerical digits to be entered for a PIN if additional security is desired

Changes/Fixes made since the last version. (2.1.1.7)

Issue ID	Title
035788	Oven cryo timeout can only be cleared by power cycling the GC.
034968	8890 BUI does not upload signal events from the instrument.
035046	User validation of Static IP information.
035646	Nexus analog out signal goes high when TCD filament is turned off.
035882	8890 BUI: Unable to configure settings for user config thermal aux.
036034	BUI missing User Configurable parameters for both Inlets and Thermal Zones.
036069	Add copy/paste functionality to BUI sequence editor.
037001	8890 Channel Partner PCM inlet rate is possibly incorrect.
037171	8890 touchscreen and Browser Actuals for Column 1 and 2 Flow shows setpoint 0.000 mL/min for Scheduler methods.
037235	Add or insert sequence line during sequence running BUI
037468	Minor adjustment for button on IE browser.
037775	8890 Browser is not checking for max volume of 75% syringe size when using sandwich modes.
037988	8890 touchscreen inconsistent in display of H2 Sensor's H2 Concentration: ppm in Actuals and Plot, % in Service Mode.
038094	Sequence Name not displayed on LUI for CDS Headspace Sequences.
038216	Request addition of 'pause sequence' button in BUI.

038335 WebUI: column dimensions displayed incorrectly after being changed.
038635 Using Signal Events from Browser causes no data at all to be collected for that signal (Freeze and Resume).
038653 LTM-Override column max not working.
038738 Data not integrating in DA Express.
038959 Customers complain "Prerun", "Start" and "Stop" key are too small and not sensitive on 8890 touchscreen.
039097 8890 Browser UI - Real time Event to change the Thermal Aux Temperature is not available..
039100 BrowserUI and LUI do not show Readiness setting for LTM.
039134 Could not connect 8890 by DSA happen again.
039243 Excessive Safety Flow Shut off with all gasses needs to apply just to H2.
039280 LUI live plot of detector signal eventually causes high CPU usage.
039286 8890 Oven Fan Failures not Reported.
039327 8890 - customer requests t be able to turn the warning beep off, like the 7890.
039386 Method save fails to display tab with errors when changing column flow.
039462 The "Tools" menu is missing in firmware revision 2.1.0.626.
039504 Browser does not support configuration of 2 FPD and 2 ECD detectors.
039534 ENHANCEMENT REQUEST - 8890 - Customer wants to set the Blos bead current to 50 pA.
039536 Change MS network setting behavior from the LUI.
039543 8890 2.1 firmware gives Error on Quick start for SCD.
039610 8890 is locked in a loop with Diagnostics, Automated Blank Run.
039615 SCD Diagnostic Signal - Reactor, Pressure Setpoint does not plot.
039617 There is zero information in the Help system for the 8890 "Disc Storage full" message or how to recover.
039675 8890 Touchscreen - Service Mode Valve Box is not correctly showing the Actual Value or Duty Cycle values.
039678 8890 Touchscreen: Service Mode : Detector : FID : Thermal shows Castle Temperature for the FID on the 8890.
039711 8890 Frozen LUI when adding/removing PCM.
039749 Modify GC Access PIN to allow for 4 to 8 digits.
039878 Customer Complaint that the Start button on the LUI of the 8890 is small and difficult to push during a manual injection.
039968 Aborting sequence from LUI while a vial is in the heater will cause subsequent runs to fail with tray error.
039992 8890 drives APG Stop line at normal end of run.
040052 8890 MMI: Inlet bleeding pressure at end of run even if Purge time is set to 999.99.
040168 Browser UI- Unable to select Load Default Setpoints.
040171 Split Vent Restriction Test - wrong valve appears to be controlled.
040212 NO "Resume" button display after click "Pause".

040292 8890 "Host System Not Ready" should remain as long as the data system (MH) does not have a sequence running.

040383 8890 - Ambient Pressure Diagnostic Signal is test plot not Ambient Pressure.

040410 BUI Help_some linkage are wrong linked

2.1.1.7 8890A GC Firmware

Released August 2020 (not released to manufacturing - Service Fix only)

https://download.chem.agilent.com/firmware/8890_FW_2.1.1.7.tgz.gpg

To download this version use GC Firmware Update Utility 2.2.23.0 or greater.

Updating to this firmware does not require instrument revalidation.

Service Note Number 8890 Series GC 020

Changes/Fixes made since the last version. (2.1.0.626)

Issue ID	Title
-----------------	--------------

039345	Inlet bleeding pressure at end of run even if Purge time is set to 999.99. In version 2.1.0.626, if the purge time was set to 999.99, the inlet would bleed pressure at the end of the run. This was causing issues with the Markes Thermal Desorber. Inlet now does not bleed at end of run.
--------	---

039367	User is unable to enter the Inlet Maintenance from the LUI. Selecting the Inlet tab will revert you back to the previously entered field and not the inlet field.
--------	---

039370	Browser: User Configurable Heater Parameters under Service Mode
--------	---

039401	8890A Inlets Maintenance screen is wrong
--------	--

039427	Unable to download inlet PID from the LUI.
--------	--

039458	Help does not find any hits when searching
--------	--

2.1.0.626 8890A GC Firmware

Released May 2020

Updating to this firmware does not require instrument revalidation.

Service Note Number 8890 Series GC 012

Changes/Fixes made since the last version. (2.0.0.391)

To download this version use GC Firmware Update Utility 2.2.23.0 or greater.

Enhancements

Added chromatographic attributes for the DSA and Browser.

Improved phone UI features.

Added support for the Gasifier II

Updated Help and Localisation (Chinese, Russian, Japanese, Brazilian Portuguese)

Changes/Fixes made since the last version. (2.1.0.626)

Issue ID	Title
032864	8890 Browser Diagnostics\ Available Tests lists Back Inlet before Front Inlet
033244	Icon for GC Power On and Communication is misleading
033908	8890 PTV no options for choosing inlet liner in browser UI
034293	8890 LUI and browser are not showing the correct Status when a Manual run is started from browser sequence: should be Prerun (purple)
034716	8890 SSL no provisions for installing a liner in BUI
034827	8890 Browser fails to update Real Time Plot, unless the cache is cleared
034895	8890 Browser Sequence table allows Valve injection Source when no GSV's are configured;
035024	FW does not appear to be rejecting out of spec thermal aux zones
035114	8890 does not completely release ownership to DSA if DSA connects during a run; Monitor mode persists even after closing session
035367	Improve image quality in user documentation
035513	Pre-run flow test should report observed leak rate.
035713	Not ready message pointing to the wrong zone.
035736	NCD- add a message to remind user to turn on pump in order to set detector gases like hydrogen/oxygen
035914	8890 Browser has no way to Lock Columns
035915	8890 Browser has no way to Calibrate a column
036100	GC Status is showing column flow rates for packed columns configured to a PCM
036228	BI/F and LUI signal descriptions on status listing are different
036269	8890 touchscreen offers Back ALS Calibration when none exists
036286	The green circle hint won't disappear even when you have reviewed all of the logs entries under Logs on 8890 LUI
036543	The Date/Time should be displayed entirely under Instrument Service Mode on 8890 LUI
036572	8890 DSA does not show 'No BCD' when no MPV BCD cable is present
036619	8890 Clock table should offer the user-entered Valve Name instead of a number

- 036688 The sample name on 8890LUI and BUI only show the front sample name when running dual injection sequence by driver on Chemstation C0110
- 036978 LUI: ECD method missing read only column flow
- 036982 LUI: Events table Position column truncated when used for signal selection
- 037041 [8890][LUI] Actuals plot doesn't respond correctly to pressure units change
- 037042 [8890][LUI][English] Signal list shows cropped signal name
- 037048 LUI: Cannot change MSD Setpoint
- 037055 8890 PSD: Invalid range on LUI
- 037068 LUI converts pressure ramp rate to supposedly invalid value
- 037076 8890 PSD Browser: No Ramped Pressure, includes invalid Constant Flow
- 037124 8890 BUI: Thermal Aux listed incorrectly in method/config/misc
- 037131 8890SCD0400- FID-SCD: Pump purging for 100 counts not implemented
- 037160 GC0260 -NCD: Browser actual did not have right 'Hydrogen Flow'
- 037193 Gas configuration with channel partner detectors
- 037265 DSA Signal "None" converted to "Test Plot" on GC
- 037282 The Confirmation info dialog of Reset All is missing with FPD detector under Maintenance on 8890
- 037283 8890 Browser Plot Signal list for PSD Diagnostics includes invalid Purge Pressure options, extra Flow Duty Cycle; inconsistent with DSA
- 037285 8890 Browser Method Edit Signals list of PSD Diagnostics lists all PSD Pressure and PSD Purge options twice
- 037291 8890 SCD0400 (FID-SCD): Title of SCD should be read as [Aux SCD on front or back FID], missing the word front or back (LUI and Browser)
- 037294 8890 SCD0400-FID-SCD: System health report for the SCD lacks hydrogen (Upper) flow (LUI, Browser & Chemstation) [8890 & 8860]
- 037303 When reset the EMF value of "Photomultiplier tube injection", only one log entry "Back detector, photomultiplier tube on Maintenance" occur on 8890BUI and data system.
- 037304 When the EMF value of "Photomultiplier tube on" is 0, reset the value again, no Maintenance log will show on 8890.

- 037310 8890 touchscreen Valve screen shows no setpoint for MPV: should be position or 'No BCD' if not cabled
- 037351 8890: Browser UI signal source table can't retrieve some diagnostics settings from DSA signal source table
- 037360 8890 CO2 MMI Cryo can't reach -70°C
- 037372 8890 AO Signal events do not seem to execute from browser
- 037381 Method Name not cleared on LUI at the end of a sequence
- 037443 Response not consistent between Browser Ui and DSA for Performance: Enable Blank Evaluation enable is inactive
- 037542 Auto Prep Run not available on the LUI
- 037559 Intermittently reports system error " 0x0000400"
- 037580 Overlap issue will happen if expand the table of contents too long
- 037604 8890 - Cannot reconfigure a 120 volt 8890 to have a 220 volt oven
- 037620 Set/Clear Syringe missing on 8890 Method Editor OLCDS 2.4
- 037631 8890 there is no "Apply" on the screen when you update modules.
- 037639 Vial location display in Sample Queue are not correct for actual

- 037645 9000 or 88xx Browser method activates Blank Evaluation Enable boxes for all detectors, though only a single detector signal is selected
- 037659 Instrument Thermal Fault, Current on Circuit Too High an Inlet Fan Fault on 8890
- 037661 Additional 8890 browser sessions not working after Mass Hunter sequence started
- 037683 WebUI: Oven Ramp Editor missing labels after changing Hold Time
- 037713 8890 split/splitless abbreviation
- 037715 8890 Hydrogen sensor : Hydrogen sensor calibration record is not updated in diagnostic test result under system health report.
- 037716 8890 Hydrogen sensor: after the hydrogen sensor is calibrated, there are no records under maintenance log/ system log.
- 037717 8890 Hydrogen sensor: the 'ON' is not functional in Browser Interface.
- 037760 The "Age" term is untranslated on the GC 8890 LUI < Maintenance < Back Injector –PP < Details.
- 037764 The "Select Method" box dialogue is not localized on the GC 8890 LUI < DA Express

- 037772 Leaving Manual injection from Browser unstarted gives no indicator; blocks any connection from data system or data system configuration; requires GC restart
- 037795 8890 Browser method download does not honor a previously locked column
- 037801 8890 Browser Column Configuration incorrectly includes 6 different LTM column types
- 037849 WebUI: Unable to edit columns from Method Editor
- 037854 8890 Browser will not configure Columns; attempts inactivate Calibrate button
- 037858 There are always unread logs displayed on Run Log Tab
- 037910 Config screen on 8890 unresponsive during hardware upgrade
- 037919 LUI service mode values aren't always updating
- 037923 Locking column removes calibration and changes column type
- 037924 8890 DSA does not save any column calibration results, though they have been downloaded
- 037929 8890, GC driver 3.0.652 does not accept syringe sizes of 0.5 uL
- 037931 OLCDS ALS sequences display Sequence names on LUI or Browser Status bar really long with appended date, untruncated
- 037934 8890 Touchscreen Maintenance Log displays communicating HS injection count Servicing with 6 zeroes after decimal point; should be integer
- 037940 8890 Touchscreen and DSA Maintenance Logs do not log any service of 7697 EMF resets unless reset from the touchscreen
- 037941 FW update is resetting all 8890 syringe sizes to 1 uL
- 037944 Frozen 8890 LUI
- 037954 8890 System Health Report Past Instrument Alerts always seems to log state of Hydrogen Shutdowns as 'Cancelled' when they were resolved
- 037955 8890 System Health Report Diagnostic Test Results shows no details for a H2 Sensor Calibration Check
- 037959 H2 Sensor Calibration initiated from Browser completes, but does not update time stamp on System Health Report
- 037960 Initiating H2 Sensor calibration from Browser clears Bottle Log number and Expiration Date from touchscreen
- 037976 8890 touchscreen Calibration\H2 Sensor has 'Auto Schedule' checkbox that should have been removed

- 037977 8890 Browser Calibration\H2 Sensor has 'Auto Schedule' checkbox that should have been removed
- 037978 8890 Browser has no Actuals for H2 Sensor: ADC, Resistance, H2 Concentration
- 037998 8890 Status shows no change for any Calibration; should change to Not Ready: Calibration Running/ Recovering/ etc. (as 7890 does)
- 038001 8890 H2 Sensor Bottle Expiration date has no format entry pattern, though touchscreen requires YYYY-MM-DD
- 038034 8890 BUI: Not ready alerts not clearing when instrument becomes ready
- 038037 For purged splitter with PCM on 8890, column #2 flow mode is not reflected on screen and web interface of the 8890 GC, though actual behavior of the system is as if is controlling column #2 in constant flow mode
- 038074 8890 - SCD: Constant flow mode with pressure set point not matching actual value
- 038085 ALS Calibration Error 346 does not have useful message
- 038087 8890 Touchscreen: column outlet cannot be downloaded to the GC Local UI.
- 038109 Plot on 8890 LUI allows decimal point to be entered, but then no following digits are allowed
- 038129 For VI, split/spitless mode cannot be set properly
- 038141 Terminology difference: Browser Settings is 'Aux Heater'; touchscreen Settings is 'Thermal Zones'
- 038149 XCD in 'standby' causes GC fault
- 038152 Excessive Swap Usage causes signal buffer full and data system disconnection
- 038160 Communicating and Following 7697 does not sync clock to GC Clock time
- 038165 8890 Septum failure during sample overlap displays ALS 453 error in Mass Hunter
- 038202 8890 ALS error messages not logged in touchscreen run log
- 038205 MSD-D Comm not connecting properly
- 038231 8890 DSA Hydrogen Sensor Print Calibration Report info differs and is in error from info on touchscreen
- 038232 Browser IF needs to display the Pre-Run Flow Test for COC Inlet
- 038234 System broke BUI method file, currently unusable, looks empty

- 038236 Loading corrupted BUI method does not warn user, no error message
- 038237 Running a BUI sequence with corrupted method does not abort, runs default conditions
- 038265 Unable to turn blank evaluation on for Aux Det 2
- 038267 Column outlet pressure cannot be set from 8890 Touchscreen, while it works from GC Driver
- 038275 Request modification or clarification of the 'stop run / stop sequence' behaviors on LUI
- 038305 Unable to run sequences from Web Browser
- 038327 8890: GC Drive will be offline for a while (~5s) and then back to idle when loading detector compensation signal. Injection aborted.
- 038328 Removing both ALS towers on 8890 causes Instrument: Command Failed
- 038330 High CPU Usage; System Fault - Please reboot
- 038333 8890 Browser Blank Evaluation Load Default Setpoints does not load any default values
- 038335 WebUI: column dimensions displayed incorrectly after being changed
- 038340 Blank Evaluation analysis encountered an error. Missing detector signal information
- 038351 Pressing stop on LUI crashed sequence
- 038352 Stopping sequence from DSA did not stop sequence properly
- 038355 GC's dropping connection and unable to communicate
- 038358 Blank Evaluation Failure Action not set correctly
- 038373 Touchscreen Sequence Log advises of Blank run analysis when Detector Evaluation is run from Browser
- 038375 Detector Position is incorrectly reported in the Blank Evaluation Report.
- 038376 Blank Evaluation values are not in display units.
- 038380 Blank Evaluation Failed: Report column Failed Criteria is 'null' for each item from touchscreen and browser
- 038382 Blank Evaluation Action on Failure: Abort does not abort sequence on Failure
- 038391 Blank Evaluation Setpoints Error: Default Setpoints are not available from the GC

- 038393 Browser Sequence Options includes incorrect 'Skip sample' for Blank evaluation failure Recoverable Errors; should be 'Continue sequence'
- 038394 Blank evaluation Pass or Fail is not logged to touchscreen or browser Run Logs
- 038395 Detector Evaluation Report returned by FW is empty
- 038397 Browser Method does not disable Blank Evaluation or warn when non-detector signal is selected
- 038399 Browser allows enabling of Blank Evaluation for detectors that do not have a related signal selected on Signals page
- 038403 DSA does not upload Blank Evaluation state or Time window End time
- 038405 Browser saved method inconsistent with DSA-saved method for Blank Evaluation Failure Action
- 038427 8890 LUI not updating flow paths with config change
- 038457 Touchscreen offers no way to escape Shutdowns; Detector evaluation condition was present and undismissed
- 038483 When using a capillary column with a purged packed inlet the inlet control mode is incorrectly linked to the column mode.
- 038502 Touchscreen shows 'System Fault - Please Reboot'
- 038507 Browser Detector Evaluation screen is showing 2 drop-down boxes for Checkout Sample; Can select 2 signals; Cannot select Checkout for Signal #2 alone
- 038622 8890 GC going offline when downloading method with OpenLab 2.4
- 038624 Browser Blank Evaluation screen will not activate Load Default Setpoint button when enabled
- 038627 Changing filter option from 'Gas Clean Carrier Gas Filter Saturated' condition proceeds only to step 2; Dismiss leaves GC in inescapable Diagnostic Mode
- 038629 8890 touchscreen does not acknowledge presence of newly cabled Gas Clean Filter USB
- 038631 DSA shows 8890 as Offline if connecting to GC in Diagnostic Mode
- 038632 8890 slows down with High CPU when ALS is poorly seated
- 038634 Browser Signal Event Table Time range is -infinity to +infinity; should be 0-999.99 min
- 038635 Using Signal Events from Browser causes no data at all to be collected for that signal (Freeze and Resume?)

- 038655 8890 Blank Eval Analysis encountered/reported an error when told to do Blank Eval, Pass or Fail
- 038665 Browser offers competing 'Actions on Failure for Blank Evaluation': options are present in both method and Sequence Options
- 038667 Inconsistent ranges for Blank Evaluation Baseline Analysis between browser and DSA: browser is restricted, DSA is not
- 038676 BUI_Blank line display on the signal event drop down lists
- 038707 Function Readiness for Front Inlet-S/SL not correctly upload from DSA to Touchscreen
- 038722 Test case No Perform Maintenance button on the BUI for Valve and MS
- 038768 Request to get Peak Evaluation Report returns Detector Evaluation Report
- 038785 Measured Temperature not apply correctly in oven calibration in Touchscreen
- 038794 MPV: Missing Message when MPV has never been configured on the 8890
- 038809 Could not run sequence and could not connect to GC after Connected to GC while browser sequence is running
- 038815 VAR partner JAS observes 8890 syringe speed is same w/PTV or Septumless PTV
- 038854 Prep run not function as expected
- 038878 Pressure is incorrect when perform 8890A Inlet diagnostics test using "kPa"
- 038887 [Functional] The Service due age value of ALS Syringe age on LUI is inconsistent with on data system
- 038913 Cannot edit method using the Browser on 8890 or 9000 units
- 038920 System will not switch to MSD Vent method automatically and though cannot lower down the GC temperature zone, eg, MSD transfer line, inlet temp
- 038937 BUI_No error if download method within Air gas type for PCM or Aux PCM though they are configured in the flow
- 038938 BUI_Forward or Backward Pressure for Aux PCM Control Mode is not translated
- 038942 No Diagnostics signals display for PCM and Aux PCM
- 038971 unsuccessful connection to GC when Gasifier is installed in 8890.
- 038985 Vial range on Reference Chromatogram Run Parameters dialog should adjust to match actual configured injectors

- 038986 Printing Preview report name not consistent with actual Peak Evaluation Report
- 039002 could not download method from BUI and DSA
- 039018 FPD+ does not seem to recognize/control to 'Lit Offset'
- 039033 Browser Sequence Log does not log anything about Sequence aborted because of DSA control during sequence
- 039040 BUI_Setpoint for Multi-position Valve is incorrect in Event
- 039041 BUI_Valve parameters not correct display in the status
- 039044 8890 goes offline and then to monitor mode-no data is stored.
- 039045 GC Shutdown response when configured Sample pathway's Inlet gas type to He
- 039047 GC Shutdown response when configured Sample pathway's Inlet gas type to H2
- 039056 There are no diagnostic signals for Hydrogen sensor in DSA.
- 039060 LUI_8890_9000_Always freezing after change the language
- 039070 Can't connect to 8890 system
- 039071 Browser Events table offers unaccepted Setpoint option for AO Signal Zero Event type
- 039076 8890 Extend run does not correctly close data acquisition when run is complete
- 039091 LUI_No Diagnostics Condition display when Inlet Cryo Timeout
- 039093 WebUI: Unable to Save Method because of Peak Evaluation
- 039104 The entry for Peak Evaluation if Set Action on Failure to Continue is not completely.
- 039115 Disc Storage Full Up Warning pop up with 88x0 GC

2.0.2.8 8890A GC Firmware

Released January 2020

Updating to this firmware does not require instrument revalidation.

Service Note Number 8890 Series GC 012

Changes/Fixes made since the last version. (2.0.0.391)

Issue ID	Title
-----------------	--------------

- | | |
|--------|--|
| 037664 | Sequence aborted by rear injection timeout. |
| 037804 | Intermittent ALS remain in busy state and sequence aborted with GCMS system. |
| 037892 | Not Able to communicate with the Injector |

[037922](#) 8890-7000: Collision Cell Aux channel cannot work properly during post-column backflush. During the backflush process, the pressure of inlet cannot hold at about 2psi, leading to a pre-shutdown alert. Meanwhile, the pressure of Collision cell aux channel cannot reach to the setpoint as well. eg, 40psi

[038025](#) GC not waiting for readiness prior to injection. Using an 'external device' to hold the system not ready, the instrument will not wait for readiness (i.e. wait for GC to become ready) before injecting a sample.

[038027](#) BUI does not wait for readiness to begin sample prep. (related to [038028](#))

[038028](#) Cannot start run from BUI.

[038095](#) Variable function of plunger speed cannot be set and jump back to fast/slow automatically.

2.0.0.391 8890A GC Firmware

Released October 2019. Changes/Fixes made since the last version. (1.2.0.13)

Enhancements

added support for the Integrated xCD

added support for the Integrated SCD

added support for the Integrated NCD

added support for the Integrated FID-SCD

added support for the Integrated FID-NCD

added support for Clock table programming

added support for Sleep/Wake

added support for the LTM II (firmware supports this but also need hardware to support this)

Issue ID Title

[034635](#) Detector Evaluation needs a way to cross reference .ch file to the corresponding filter type for dual FPDs

[034801](#) Inlet flow setpoints on LUI are not correct when no column is configured to SSL inlet.

[034996](#) On the touchscreen, tuning the thermal zone is inconvenient on the PID screen because it always returns to the top.

[035025](#) Browser UI loses its place when a change is made to valve config.

[035057](#) Overlap sequence with barcodes reads mismatched vial three times (Inactive)

035063 Browser UI Sequence has "DA method, amount, Level" column even if DA express is not available.

035149 LUI: Service Mode Setup: Heater 0 showing up as available

035189 Browser UI Shows Heater for No Heater PTV

035190 LUI shows temperature setpoints for PTV without heater.

035234 Browser Interface show Remote Start for all valve positions, GC Driver for 7 through 10, and the Touch Screen 7 and 8.

035247 Browser UI - Must press minus sign twice before combo box will accept negative sign.

035278 Cannot manually zero septum purge from LUI. on the 8890 GC.

035287 Touch Screen shows zero values for linear velocity and holdup time when the column is a composite column.

035295 LUI "owner" not cleared after disconnect.

035322 Run Log is not showing the time and date stamp when accessed from the Touchscreen.

035332 On the Touch Screen Mode is blank initially on the VI when the split line is plumbed.

035459 88x0 Local Data Storage link typo.

035506 Browser Interface Locale settings change back to English after Brower Interface reopening.

035509 Column randomly un-configures itself when using column smart key.

035519 8890 Pre-run flow test running after injection.

035520 Pre-run flow test is aborting current run instead of aborting the next line in the sequence.

035524 8890 GC gets stuck in conditioning method.

035526 Browser UI: Register Column should happen before column conditioning when column is changed.

035542 Detector Gas Flow Runtime Events are missing.

035548 Parts Finder Loaded Incorrect MSD.

035604 Removing columns from the Browser UI does not work correctly.

035687 Method name display in LUI or Browser UI not displayed.

035712 Ignore ready for Aux PCM channel does not work.

035735 New PID parameters for Splitless injection with G3449A needed.

035759 PPIP Pressure Setpoint should be removed in Flow control mode in touchscreen.

035779 Need to add Chinese Input Method for Remote Advisor Input in 8890 Touchscreen.

035800 Browser UI not uploading Fast Cooldown state from GC.

035802 Entering PID values resets all settings in user configurable parameters.

035806 Diagnostic Procedure to Tune User Configurable Zone needs to be fixed.

035816 8860/8890 LUI: the status should be Not Ready when the SSL inlet is waiting for pre-run and purging under Splitless mode.

035825 8860/8890: when running an inlet Pressure Decay Test, the actual inlet

pressure is different between in Browser Interface and in Touchscreen.

035826 8860 Browser Interface: In the browser, the GC has 10 available valve positions while in CDS 2 it has 8.

035836 Maintenance servicing of HS items do not log to Maintenance Logs (GC Driver, LUI, Browser)

035859 Oxygen is available to configure as gas type when a column is configured with an Aux EPC.

035877 It is not possible to set up a negative flow using Aux EPCs.

035878 TCD Switching comes on with above 130 degrees without selecting filament on or flows on.

035885 Gas type is not display for Aux EPC channels only on the Browser UI.

035888 8890 Browser UI: Unable to add a third ramp to the Aux EPC Channel when a column is not configured.-

035891 Browser UI: Ramp table values are not updated when the pressure units are switched from bar to kPa.

035923 Blank evaluation test for ECD cannot pass on parameter of "Total peak area".

035990 8890 GC Driver Instrument Actuals shows non-existent 'Tray Chiller/Heater: -327 degrees C'.

036015 The setpoint of column 1 will not change under constant flow mode no matter what the column outlet is, MSD or other detectors.

036046 Liner database access is missing when connecting to a 8890 (appears with both OpenLab CDS and OpenLab CDS ChemStation).

036079 8890 SSL liner change does not appear in maintenance log or change EMFs .

036095 Detector Pressure diagnostics signals are not working properly.

036103 8890 in ICF: HS in Follow GC/Comm mode does not turn heated zones on after selecting Turn Instrument On; does not load Wake method no matter the GC setting.

036232 APG Remote Ready line does not pull GC not ready.

036397 Ability to set inlet pressure to 100 psi from the GC Driver with MMI.

036653 High CPU Usage and slow LUI response in Diagnostics and Maintenance modes.

036914 Column outlet pressure cannot be set and resets to 0 in the GC Driver when the column outlet set to "other".

036925 When a column is configured front inlet to PSD and the pressure is turned off at the inlet, the pressure also turns off at the PSD.

036927 Abort current run from Browser interface and Touchscreen which is acquired from GC driver violate the audit requirement.

037267 Unable to add Run Table Event for NPD Detector Hydrogen in the Browser UI.

037415 When using GC Driver to acquire data, the method parameters are "editable" on Browser interface and show "Method download successful" though

actually does not work.

[037623](#) "Host not ready " is not available on 8890/60 with MassHunter software.

1.2.1.10 8890A GC Firmware (Released as point patch only for certain customers - not released to manufacturing

Released August 2019.

Issue ID Title

[036672](#): Oven Cryo will not become ready

[037086](#): QQQ Aux channel backflush goes into shutdown

[037194](#): "Oven heating too slowly" observed at several customer sites

1.2.0.13 8890A GC Firmware

Released April 2019.

Firmware version 1.2.0.13 fixes some issues in the initial release of the 8890 firmware (version 1.0.61) as listed in the following TeamTracks. No new functionality was added in this firmware version.

Issue ID Title

[35226](#) Test Case: 88xx Channel Partner Inlet System - Cryo options not present for PCM Inlet with cryo valve configured

[35262](#) Manufacturing Utility Can't Configure Valvebox

[35417](#) The H2 sensor cannot be autoconfigured

[35432](#) Excess Flow Shutdown in Released 8890 FW can be invoked during normal use of the Markes Unit-xr Thermal Desorber

[35596](#) Column outlet pressure cannot be set and resets to 0 in the GC Driver when outlet set to other

[35599](#) 8890 display freezes when set the packed column flow

[35602](#) Browser UI sequence and method entry fields need to be sanitized.

[35603](#) Setting up packed columns from the browser does not work.

[35606](#) Autoconfigure with AIB board (option 206) in B-Det position doesn't work

[35611](#) 8890 doesn't support oven cryo autoconfiguration

[35616](#) 8890 doesn't support DFPD autoconfiguration

[35628](#) 8890 auto-configuration issue

[35641](#) Analog out on LUI does not show actual output signal value

[35650](#) Analog output signal on 8890 and 8860 GCs is very small compared to 7890 GCs.

[35651](#) Analog output signal Zero setting is +- 5000000 instead of +-500000 like the 7890 GC.

- 35652 Compressed air cryo not configurable option for inlet cryo
- 35653 Changing the Zero value on the 8890 Analog Output does not change baseline output.
- 35670 Aux Detector 2 heater autoconfiguration issue
- 35685 User config thermal aux heating too slowly
- 35695 8860 Browser Interface: Method name with a space at the end can't be loaded or deleted
- 35708 There needs to be a way to clear the GC back to original state as received.
- 35719 Oven type mismatch
- 35720 Can't clear cryo fault on Thermal Aux
- 35722 Air cryo behavior incorrect
- 35734 When packed column is configured, the user can not set the length, diameter and thickness.
- 35748 Oven cryo does not control properly: oven actual temperature oscillates +/- 1.5C
- 35749 8890: Air cryo not turning on for PCM inlet
- 35782 8890 System fault 1.2.0.9 FW
- 35783 User config thermal aux missing screens in setup
- 35786 Issues with new PCM Inlet heater config screens
- 35801 Cannot set "D" term < 1 for user config thermal aux PID's
- 35804 PCM Inlet configurations settings not saving
- 35807 User config thermal aux heating too slowly (2)
- 35851 Invalid Setpoints - Nominal Power

1.0.6.1 8890A GC Firmware


Initial release February 2019.

8 Firmware Update Program.

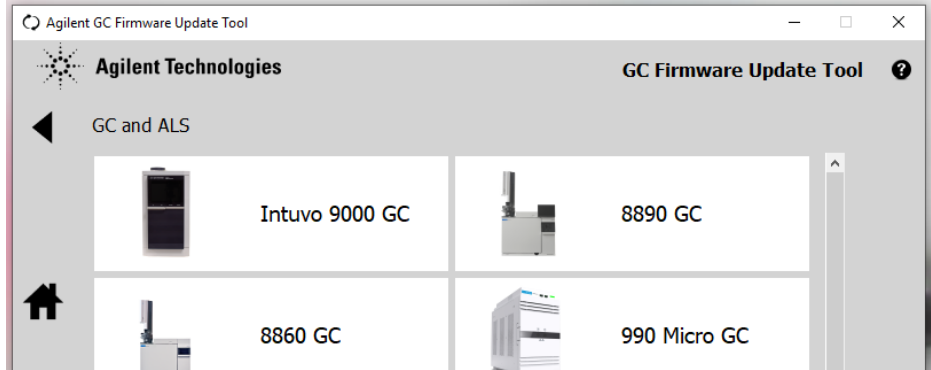
It is not possible to downgrade firmware from revision 2.X to revision 1.X
The GC firmware update program is supplied as part of the Firmware Update Package.

Always use the latest version of the update tool. The current FW update Utility is 3.0.1

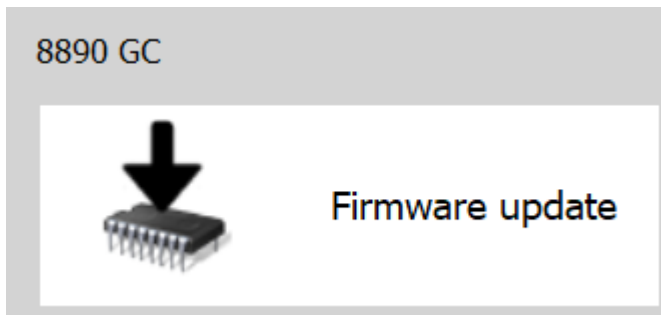
After the program has been loaded and executed the following screen appears.



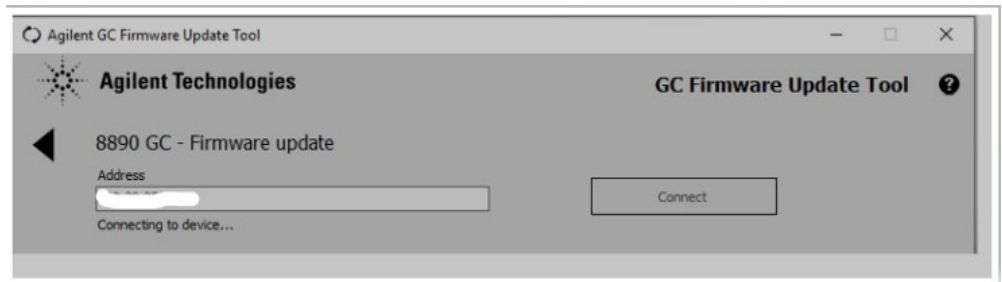
This enables the user to select which instrument type needs to have its firmware downloaded. In this case we select the GC and ALS.



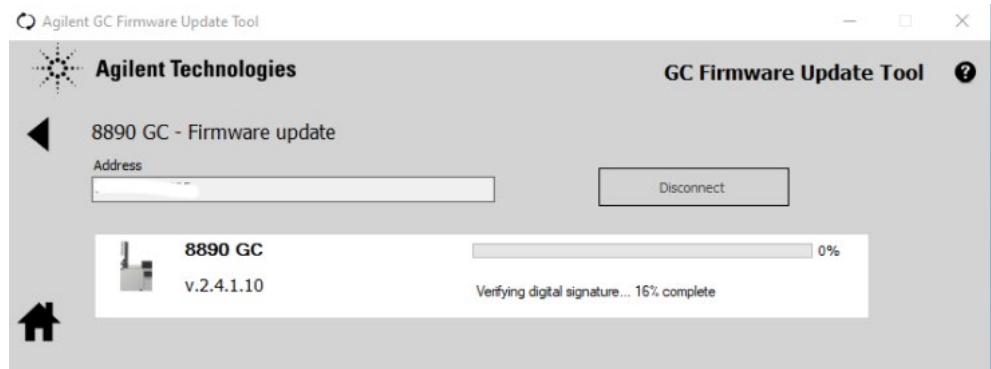
The 8890 GC is chosen from the Product menu.
The next screen allows us to either modify firmware or PID values for the EPC modules.
Firmware update is selected.



After choosing to update firmware, you must then enter the IP address of the 8890 that you wish to connect to and then press Connect.



Information such as current installed firmware will then be displayed.



Press Update.

A Windows Explorer directory will then appear and you must select the firmware revision that needs to be downloaded.

If the required firmware version is not displayed then you can "browse" your harddrive to find it.

The firmware file has the structure 8890_FW_X.X.X.tgz.gpg

Name	Status	Date modified	Type	Size
GC Driver 3.0.503	✓ R	6/13/2019 9:19 AM	File folder	
8890_FW_1.2.0.13.tgz.gpg	✓ R	5/2/2019 3:26 PM	GPG File	1,585,266 KB
8890_FW_2.0.2.8.tgz.gpg	✓ R	12/3/2019 1:27 PM	GPG File	1,968,109 KB
Firmware_Update_Program_setup.exe	✓ R	12/21/2018 3:29 PM	Application	36,474 KB

After you have selected the correct file the firmware will automatically be downloaded.

After the download is finished the GC will reboot and the firmware update is complete.

www.agilent.com

© Agilent Technologies, Inc. 2023